



LORD ABBETT®

Overall Morningstar Rating
★★★★

Morningstar rated the Lord Abbett Core Fixed Income Fund class I share 4, 4 and 3 stars among 426, 385 and 275 Intermediate Core Bond Funds for the overall rating and the 3, 5 and 10 year periods ended 03/31/2024, respectively. Morningstar Rating for other share classes may have different performance characteristics. Morningstar ratings are based on risk-adjusted returns and do not take into account the effect of sales charges and loads. See additional information on next page. © 2024 Morningstar, Inc. All Rights Reserved. The information contained: (1) is proprietary to Morningstar and/or its content providers; (2) may not be copied or distributed; and (3) is not warranted to be accurate, complete, or timely. Neither Morningstar nor its content providers are responsible for any damages or losses arising from any use of this information.

LORD ABBETT CORE FIXED INCOME FUND - LCRYX STRATEGY AUM: \$5.8B

BRING CONSISTENCY TO YOUR CORE

AN EXPERIENCED, TENURED TEAM

25+ years of Core Bond management with lead portfolio managers on the strategy since Fund inception

A HIGH QUALITY CORE BOND HOLDING

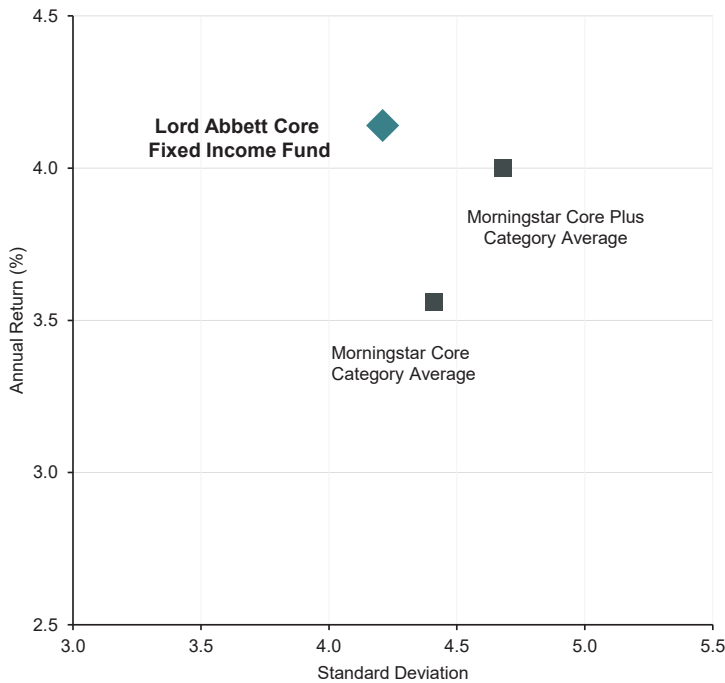
An active, diversified core bond allocation focused on risk management to deliver consistent excess returns with no surprises.

CONSISTENT, TIME-TESTED RESULTS

A long history of delivering attractive absolute and risk-adjusted returns relative to peers in a wide range of environments

TIME TESTED RESULTS

Above Average Returns with Below Average Risk
Trailing 25 Years as of 03/31/2024



Consistent Returns with No Surprises
Attractive Risk-Adjusted Returns Relative to Morningstar Category

Higher Upside Capture
Lower Downside Capture
Lower Tracking Error*

Morningstar Category Percentile Rankings
Rolling 5-year Periods**

| Above Category Average | Bottom Quartile |
|------------------------|-----------------|
| 95% | 0% |

Trailing 25 years (as of 03/31/2024)

| Performance | Sharpe Ratio | Information Ratio |
|------------------|-----------------|-------------------|
| 12 th | 7 th | 7 th |

| Annualized Returns (As of 03/31/2024) | 1 Year | 3 Year | 5 Year | 10 Year | Since Inception | Expense Ratio (%) | |
|---------------------------------------|--|--------|--------|---------|-----------------|-------------------|-------|
| | Core Fixed Income Fund (Class I Share) | 2.19% | -2.38% | 0.59% | 1.56% | 4.25% | Gross |
| Morningstar Ranking** | 41 | 35 | 32 | 36 | 11 | 0.36% | 0.32% |

Performance data quoted reflect past performance and are no guarantee of future results. Current performance may be higher or lower than the performance data quoted. The investment return and principal value of an investment in the Fund will fluctuate so that shares, on any given day or when redeemed, may be worth more or less than their original cost. You can obtain performance data current to the most recent month end by calling Lord Abbett at (888) 522-2388 or referring to our website at lordabbett.com.

Average Annual Total Returns are based on changes in net asset value and assume reinvestment of all distributions and do not reflect deduction of any front-end sales charges which are not applicable for Class I Shares, if these charges were included returns would be lower. Class I Shares are not subject to sales charge and are available only to institutional investors and certain others, including retirement plans.*Source: Morningstar. Based off trailing 25 Year Upside Capture, Downside Capture, and Tracking Error compared to the Morningstar Intermediate Core Bond Category. **Source: Morningstar, Inc. Rankings in the Morningstar® Funds Category Averages are based on total returns at net asset value and include the reinvestment of all distributions within the Intermediate Core Bond Category. Rolling 5 year periods covers (03/01/1998- 03/31/2024). Please see "Important Performance and Other Information."

AN EXPERIENCED AND TENURED TEAM

Consistent leadership, with two lead portfolio managers on the strategy since Fund inception in 1998



Robert A. Lee
Partner & Co-Head
Fixed Income
33 Years
Lord Abbett since 1997



Andrew H. O'Brien, CFA
Partner & Portfolio Manager
26 Years
Lord Abbett since 1998



Kewjin Yuoh
Partner & Portfolio Manager
30 Years
Lord Abbett since 2010



Leah G. Traub, Ph.D.
Partner & Portfolio Manager
23 Years
Lord Abbett since 2007



Harris Trifon
Partner & Portfolio Manager
24 Years
Lord Abbett since 2021



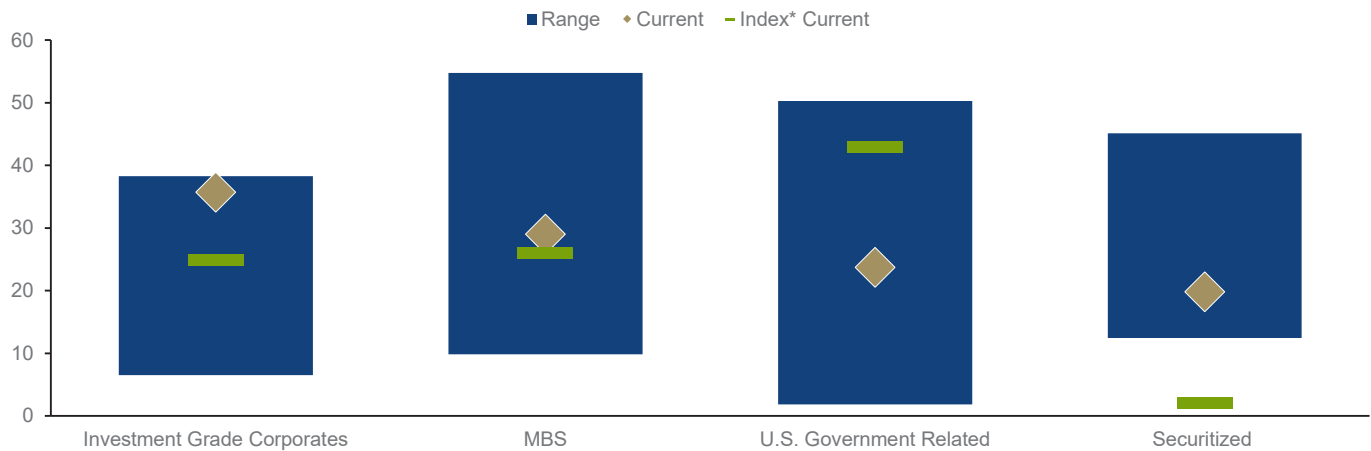
Adam C. Castle, CFA
Partner & Portfolio Manager
16 Years
Lord Abbett since 2015

Fixed Income Team of 83 Investment Professionals with Deep Sector Expertise

Source: Lord Abbett. Years of Industry Experience as of 01/01/2024.

AN ACTIVE, DIVERSIFIED CORE BOND ALLOCATION

Flexibility to adapt to the market environment to manage risk and deliver excess returns with low tracking error

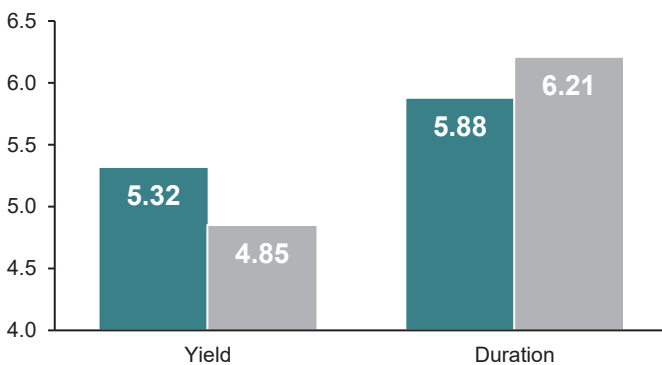


Source: Lord Abbett. As of 03/31/2024. Securitized includes ABS, CLO, and CMBS. *Index Represented by the Bloomberg U.S. Aggregate Bond Index

YIELD ADVANTAGE OVER INDEX

Accessing areas of high quality "safe spread"

■ Lord Abbett Core Fixed Income ■ Bloomberg US Aggregate Bond Index

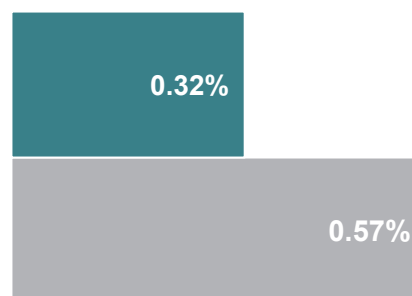


Source: Lord Abbett and Morningstar. As of 03/31/2024.

LOW EXPENSES VERSUS PEERS

Pursing enhanced income and potential return to investors

■ Lord Abbett Core Fixed Income ■ Morningstar Category

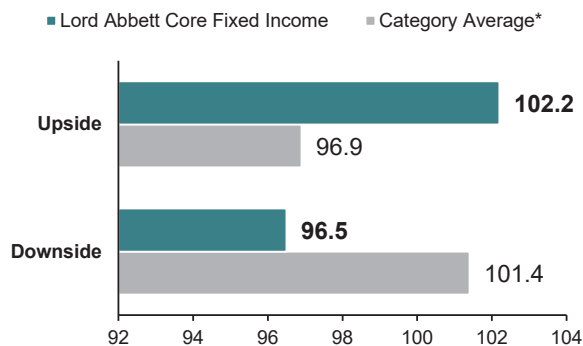




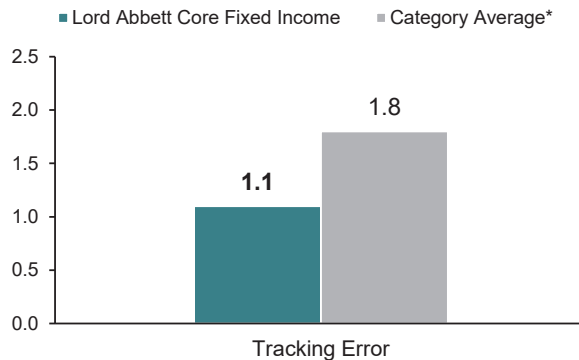
PORTFOLIO APPLICATIONS: THE ROLE IN CLIENT PORTFOLIOS

1 Replace a disappointing intermediate-term bond fund

Higher Upside / Lower Downside Capture

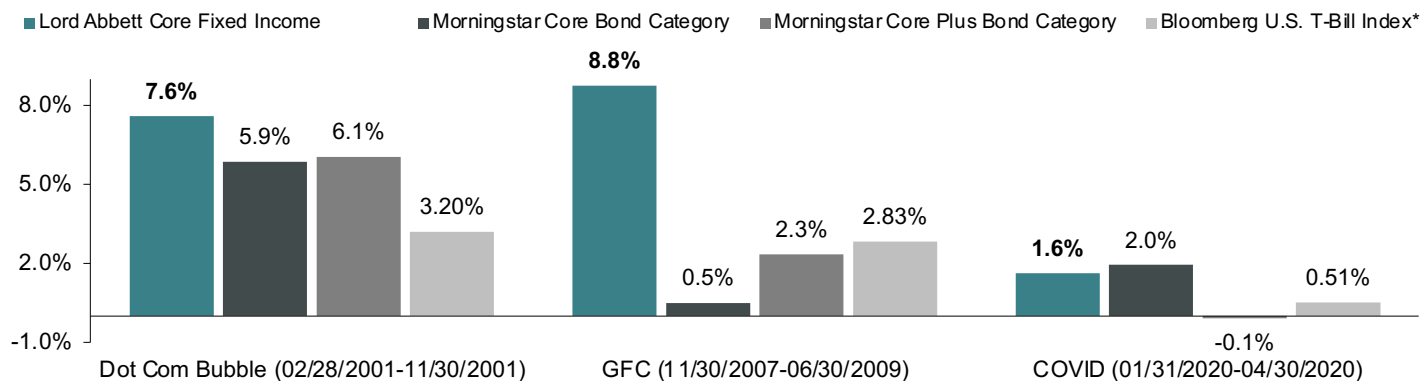


Tracking Error: Lower Than 75% Of Peers*



Source: Lord Abbett and Morningstar. Trailing 25 Years as of 03/31/2024

2 Defending for a potential recession

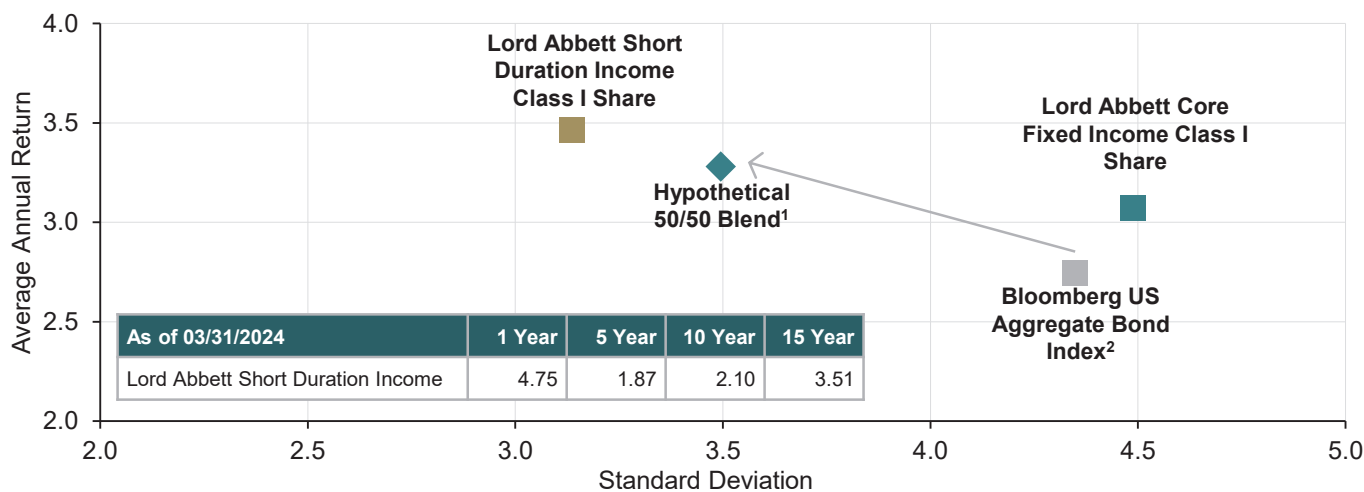


Source: Lord Abbett, Morningstar and Bloomberg. Data as of 03/31/2024. Recessions as defined by the National Bureau of Economic Research.

3 Pair with the Lord Abbett Short Duration Income Fund

Lord Abbett Short Duration & Core Fixed Income Fund Vs.the Bloomberg Aggregate

15 Year Risk/Return As Of 03/31/2024



Source: Morningstar. As of 03/31/2024. ¹50% Short Duration Income Fund (Class I Share)/50% Core Fixed Income Fund (Class I Share). ²Bloomberg U.S. Aggregate Bond Index. The hypothetical blends are rebalanced monthly. **Past performance is not a reliable indicator or guarantee of future results.** Indexes are unmanaged, do not reflect the deduction of fees or expenses, and are not available for direct investment. Neither diversification nor asset allocation can guarantee a profit or protect against loss in declining markets. The Fund performance is based on total return at net asset value, including the reinvestment of all distributions, but excludes the deduction of sales charges, which are not applicable to Class I Shares.



Bloomberg Index Information:

Source: Bloomberg Index Services Limited. BLOOMBERG® is a trademark and service mark of Bloomberg Finance L.P. and its affiliates (collectively “Bloomberg”). Bloomberg owns all proprietary rights in the Bloomberg Indices. Bloomberg does not approve or endorse this material, or guarantee the accuracy or completeness of any information herein, or make any warranty, express or implied, as to the results to be obtained therefrom and, to the maximum extent allowed by law, shall not have any liability or responsibility for injury or damages arising in connection therewith.

The **Bloomberg U.S. Aggregate Bond Index** is an unmanaged index composed of securities from the Bloomberg Government/Corporate Bond Index, Mortgage-Backed Securities Index and the Asset-Backed Securities Index. Total return comprises price appreciation/depreciation and income as a percentage of the original investment. Indexes are rebalanced monthly by market capitalization

Morningstar Information: Morningstar, Inc. ©2024. All rights reserved. The information contained herein is the proprietary information of Morningstar, Inc., may not be copied or redistributed for any purpose and may only be used for non-commercial, personal purposes. The information contained herein is not represented or warranted to be accurate, correct, complete or timely. Morningstar, Inc., shall not be responsible for investment decisions, damages, or other losses resulting from the use of this information. Past performance is no guarantee of future performance. Morningstar, Inc. has not granted consent for it to be considered or deemed an “expert” under the Securities Act of 1933.

Intermediate Core Bond: Intermediate-term core bond portfolios invest primarily in investment-grade U.S. fixed-income issues including government, corporate, and securitized debt, and hold less than 5% in below-investment-grade exposures. Their durations (a measure of interest-rate sensitivity) typically range between 75% and 125% of the three-year average of the effective duration of the Morningstar Core Bond Index.

Intermediate Core-Plus Bond: Intermediate-term core-plus bond portfolios invest primarily in investment-grade U.S. fixed-income issues including government, corporate, and securitized debt, but generally have greater flexibility than core offerings to hold non-core sectors such as corporate high yield, bank loan, emerging-markets debt, and non-U.S. currency exposures. Their durations (a measure of interest-rate sensitivity) typically range between 75% and 125% of the three-year average of the effective duration of the Morningstar Core Bond Index.

A Note about Risk: The Fund is subject to the general risks associated with investing in fixed income securities, including market, credit, liquidity, and interest rate risk. The value of an investment in the Fund will change as interest rates fluctuate in response to market movements. When interest rates rise, the prices of debt securities are likely to decline, and when interest rates fall, the prices of debt securities tend to rise. The Fund may invest in Treasury Inflation Protected Securities and other inflation-indexed securities, which are subject to greater inflation rate and interest rate volatility. The Fund may invest in foreign or emerging market securities, which may be adversely affected by economic, political, or regulatory factors and subject to currency volatility and greater liquidity risk. The Fund may invest in derivatives, which are subject to greater liquidity, leverage, and counterparty risk. These factors can affect Fund performance.

The information provided is not directed at any investor or category of investors and is provided solely as general information about Lord Abbett’s products and services and to otherwise provide general investment education. None of the information provided should be regarded as a suggestion to engage in or refrain from any investment-related course of action as neither Lord Abbett nor its affiliates are undertaking to provide impartial investment advice, act as an impartial adviser, or give advice in a fiduciary capacity. If you are an individual retirement investor, contact your financial professional (registered representatives of broker-dealers and associated persons of registered investment advisers) or other fiduciary about whether any given investment idea, strategy, product or service may be appropriate for your circumstances.

Investors should carefully consider the investment objectives, risks, charges, and expenses of the Lord Abbett Funds. This and other important information is contained in the Fund’s summary prospectus and/or prospectus. To obtain a prospectus or summary prospectus on any Lord Abbett mutual fund, contact your investment professional, Lord Abbett Distributor LLC at 888- 522-2388 or visit us at lordabbett.com. Read the prospectus carefully before you invest.

Copyright © 2024 by Lord Abbett Distributor LLC. All rights reserved.

FOR MORE INFORMATION: Lord Abbett Client Service: 888-522-2388 | Visit us at: lordabbett.com

Lord Abbett mutual fund shares are distributed by LORD ABBETT DISTRIBUTOR LLC

90 Hudson Street, Jersey City, NJ 07302-3973

FOR BROKER-DEALER USE ONLY. NOT TO BE USED WITH THE PUBLIC IN ORAL OR WRITTEN FORM

CORE-FLYR
(03-24)